

## Roto Patio 6080 Schematic overview

The schematic overview is depicted with right hand versions (viewed from the inside). A mirror image of each diagram can also be implemented. Refer to the folded drawing sheet for an explanation of the alphabetic characters in the drawings.

### For timber and PVC designs

DIAGRAM 330

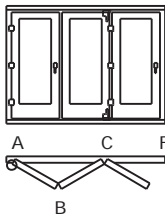


DIAGRAM 321

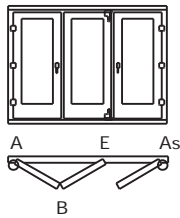


DIAGRAM 431

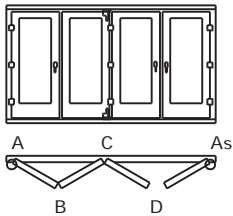


DIAGRAM 532

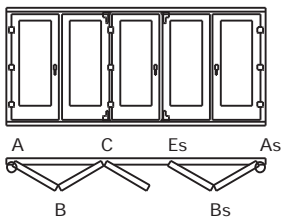


DIAGRAM 541

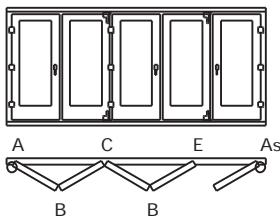


DIAGRAM 550

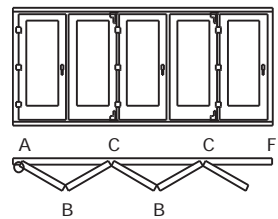


DIAGRAM 633

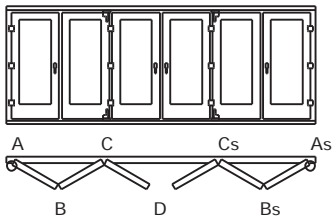
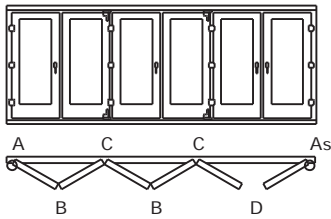


DIAGRAM 651



### Example - Explanation of the numeric sequence

Quantity of sashes that open to the left

# DIAGRAM 532

Quantity of sashes that open to the right

Sash total quantity

### Only applicable on timber designs

DIAGRAM 743

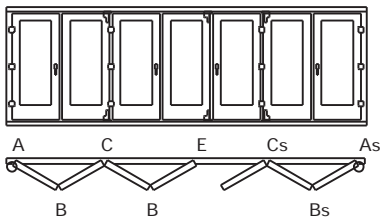


DIAGRAM 761

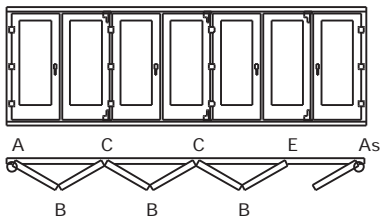


DIAGRAM 770

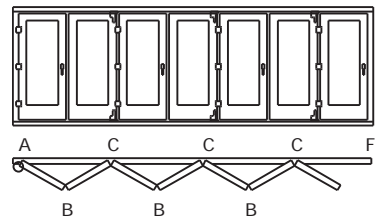


DIAGRAM 871

